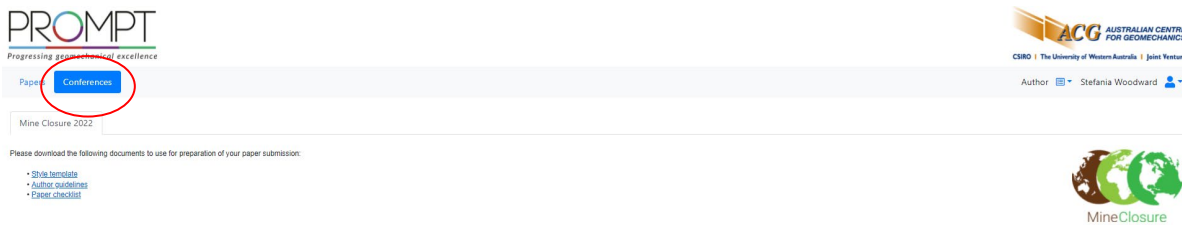


How to submit a paper through ProMPT

Please review this guide before submitting a paper to the Australian Centre for Geomechanics (ACG). If you have any questions on the paper submission process or ProMPT, please contact the ACG publications team at publications-acg@uwa.edu.au or call (+61 8) 6488 7209.

Preparing your paper for submission

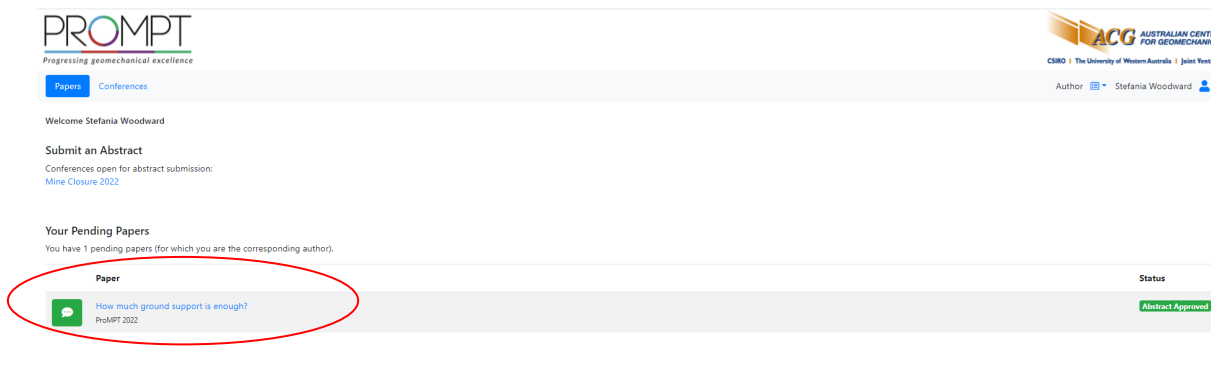
1. Go to papers.acg.uwa.edu.au/prompt and login to your ProMPT account.
2. Click on 'Conferences'. You will see a list of documents required for the preparation of your paper.



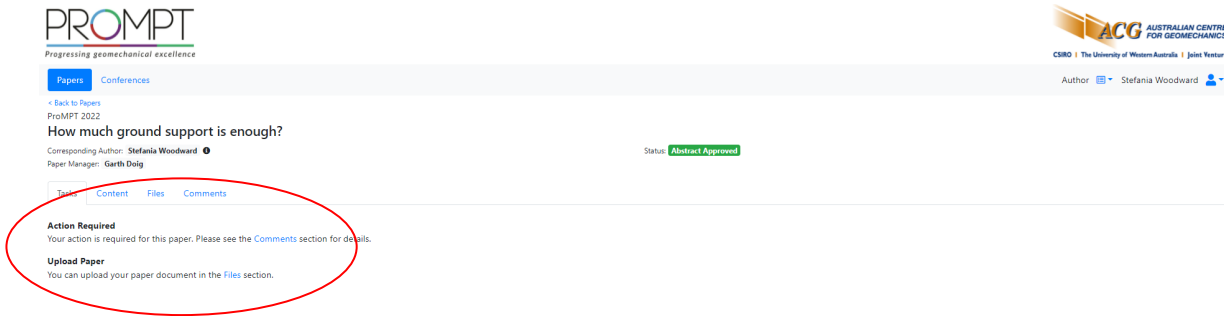
3. Download the three documents. Use the 'Style template' to write your paper.

Submitting your paper via ProMPT

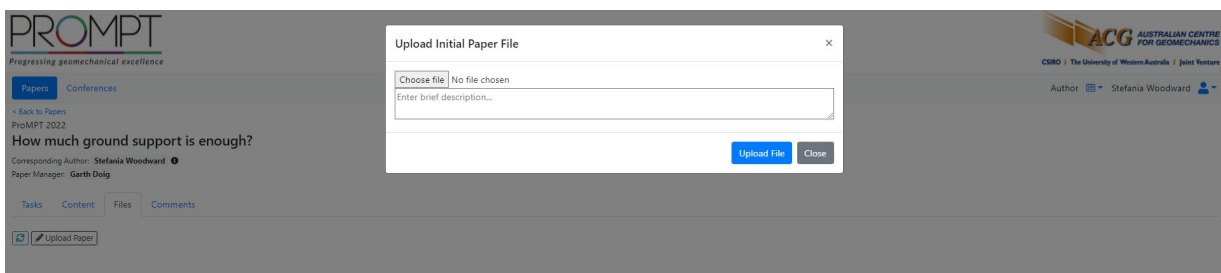
1. Go to papers.acg.uwa.edu.au/prompt and login to your ProMPT account.
2. You will see a list of your pending papers and the paper's status. Click on the paper title.



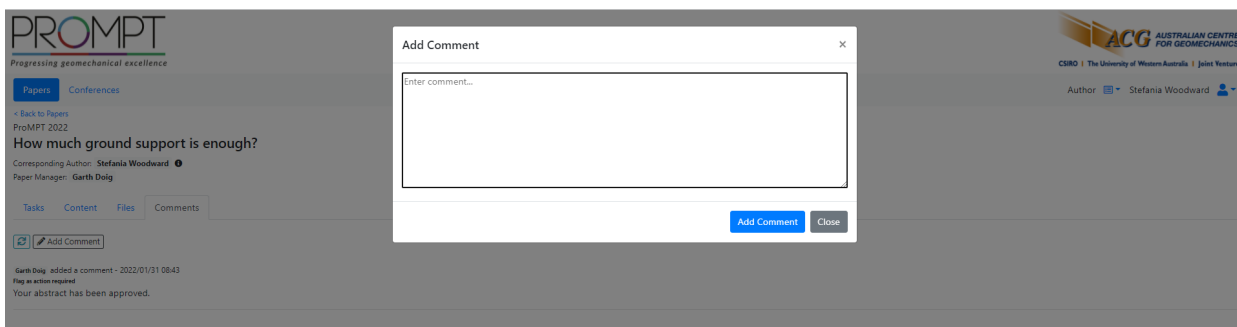
3. You will then see that you are being invited to upload your paper document in the 'Files' section. Click the hyperlink or click the 'Files' tab.



4. Click the 'Upload Paper' button and upload your **Word** paper file.



5. Click on the 'Comments' tab and then click on the 'Add Comment' button.



6. Add a comment advising that you have submitted your paper. This will notify the ACG Publications team that your paper has been submitted.
7. You have now submitted your conference paper. The ACG Publications team will be in touch once the review paper period has concluded.